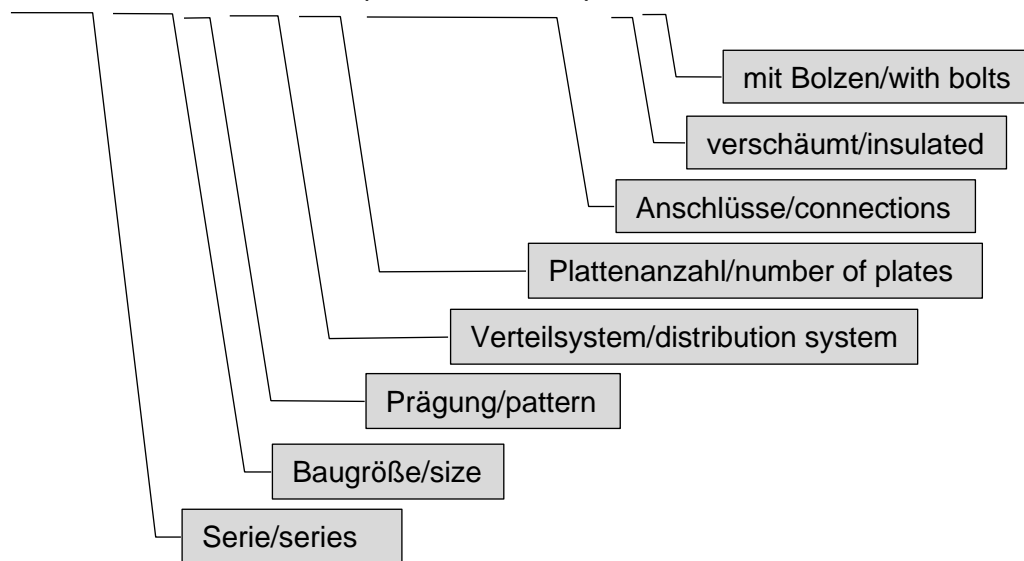


Kelvion Brazed PHE GmbH, März/March 2021

1. Nomenklatur / nomenclature of Kelvion BPHE

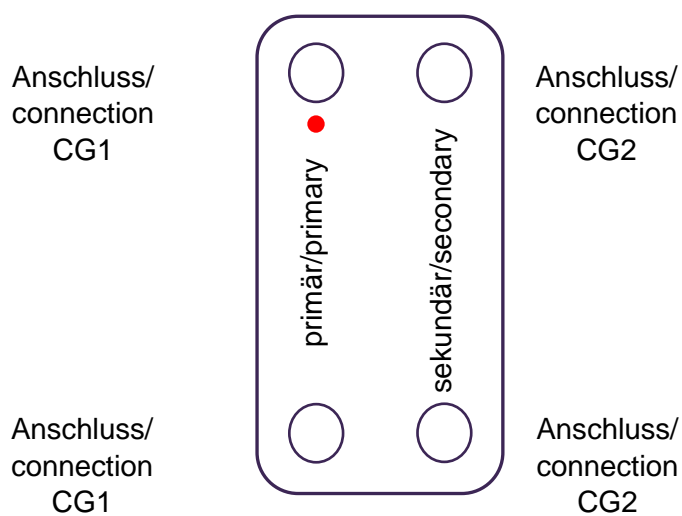
Beispiel / example:


GBS 500H-AE-50 (K1,H1,FG2) XB



2. Stutzenposition / position of connections

Beispiel / example:

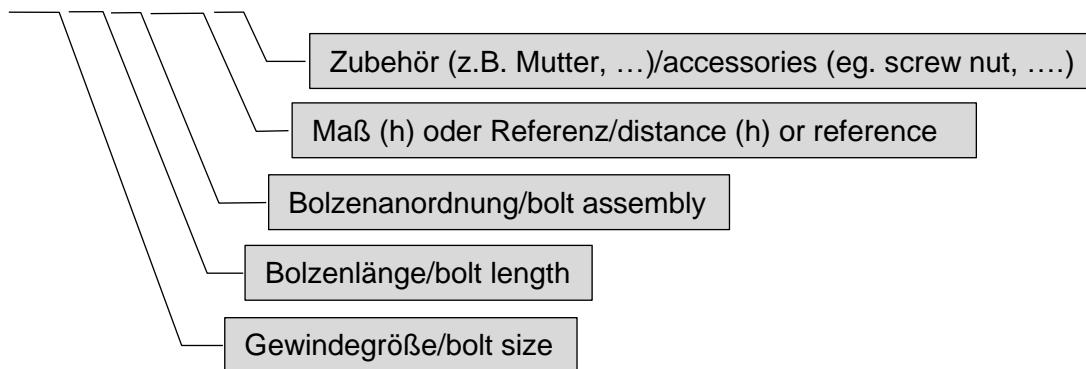




3. Bolzen / bolts

Aufbau Bolzenreferenz / structure bolt reference:

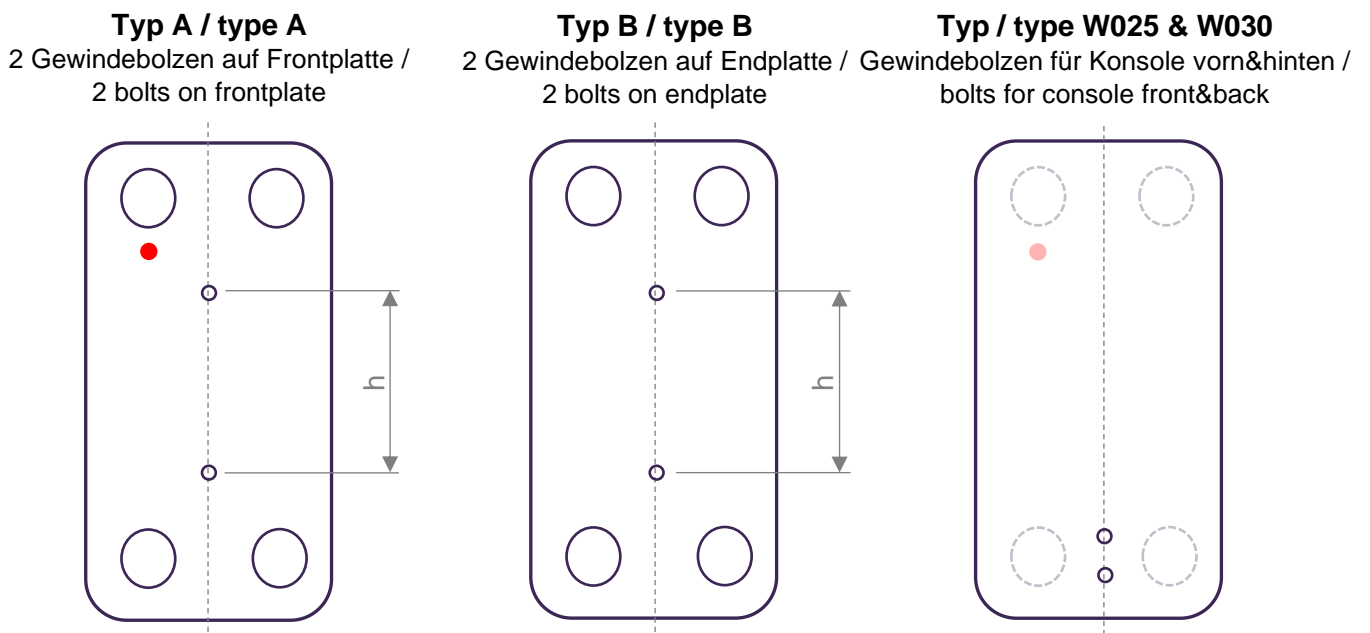
M820A120M (Beispiel/example)



Beispiel / example:

| | |
|------------|---|
| M820W025M | 4 Bolzen M8, Länge 20 mm, für Konsole BK35 Front- und Endplatte / 4 bolts M8, length 20 mm, for console BK35 front- and endplate |
| M820A180M | 2 Bolzen M8, Länge 20 mm, Abstand 180 mm Frontplatte / 2 bolts M8, length 20 mm, distance 180 mm frontplate |
| M1230W030M | 4 Bolzen M12, Länge 30 mm, für Konsole BK79 Front- und Endplatte / 4 bolts M12, length 30 mm, for console BK79 front- and endplate |

Bolzenanordnung / bolt assembly:





4. Stutzenkennbuchstaben / connection type letters

| SKB/CTL | Größe/size | Länge/length |
|---|-------------------|--------------|
| Kombistutzen/combined connections | | |
| CG | G3/4+solder18,5 | 20 mm |
| EH | G1+solder7/8" | 20 mm |
| FG | G1 1/4+solder28,7 | 20 mm |
| Aussengewinde/outside threading | | |
| C | G3/4 | 20 mm |
| E | G1 | 20 mm |
| F | G1 1/4 | 20 mm |
| KGZ | G1 1/2 | 65 mm |
| G | G2 | 20 mm |
| TB | G2 | 65 mm |
| LG | G2 1/2 | 65 mm |
| SG | G3 | 65 mm |
| SGR | R3 | 65 mm |
| XC | G3/4 | 20 mm |
| XEB | G1 | 20 mm |
| XEA | G1 | 30 mm |
| XF | G1 1/4 | 30 mm |
| XG | G2 | 37 mm |
| XGL | G2 | 45 mm |
| XLG | G2 1/2 | 37 mm |
| XLH | G2 1/2 | 50 mm |
| Innengewinde/inside threading | | |
| TD | G1 1/2 | 65 mm |
| SM | G2 1/2 | 65 mm |
| LN | G2 | 65 mm |
| XOD | G3/8 | 10 mm |
| Aussengewinde NPT/outside threading NPT | | |
| TE | 1 1/2"-11 1/2 NPT | 65 mm |
| TL | 2"-11 1/2 NPT | 65 mm |
| LGA | 2 1/2"-8 NPT | 65 mm |



| SKB/CTL | Größe/size | Länge/length |
|--|-------------------------|--------------|
| Löt- und Schweißanschlüsse/solder and welding connections | | |
| H | 7/8" (Ø22,35 mm) | 20 mm |
| IA | 1 1/8" (Ø28,7 mm) | 20 mm |
| K | 1 3/8" (Ø35,1 mm) | 20 mm |
| LZ | 1 5/8" | 20 mm |
| T | 48,3 mm | 20 mm |
| L | 54,05 mm | 20 mm |
| LO | 54,05 mm | 65 mm |
| S | 70,3 mm | 20 mm |
| XHA | 7/8" | 20 mm |
| XKC | 1 3/8" | 30 mm |
| XLA | 2 1/8" | 37 mm |
| Rohrschweißende/pipe welding end | | |
| TY | DN40 (48,3 mm x 2,6 mm) | 64 mm |
| LY | DN50 (60,3 mm x 2,9 mm) | 52 mm |
| LYG | DN50 (60,3 mm x 2,9 mm) | 52 mm |
| LYA | DN50 (60,3 mm x 2,9 mm) | 80 mm |
| SY | DN65 (76,1 mm x 2,9 mm) | 80 mm |
| Vorschweißflansche/welding-neck-flanges | | |
| TM | DN40/PN40 (DIN2635) | 95 mm |
| TML | DN40/PN40 (DIN2635) | 125 mm |
| LM | DN50/PN40 (DIN2635) | 100 mm |
| LMA | DN50/PN40 (DIN2635) | 128 mm |
| LMK | DN50/PN40 (DIN2635) | 68 mm |
| SB | DN65/PN40 (DIN2635) | 100 mm |
| SBL | DN65/PN40 (DIN2635) | 172 mm |
| XYC | DN65/PN16 (DIN2633) | 82 mm |
| COMPAC-Flansche/COMPAC flanges | | |
| SC | DN65/PN40 | 62 mm |
| Kältemittelflansche/refrigerant flanges | | |
| LX | DN50/PN40 | 85 mm |
| SX | DN65/PN40 | 83 mm |
| SAE-Flansche/SAE flanges | | |
| LE | 2" - GFS-108ST 1/2unc. | 65 mm |
| LEA | 2" - GFS-108-STRE 60 | 65 mm |
| Victaulic Anschlüsse/Victaulic connections | | |
| LC | 2" | 65 mm |
| LCL | 2" | 110 mm |
| LV | 3" | 65 mm |
| LVA | 76,1 mm | 65 mm |
| SV | 76,1 mm | 65 mm |